



DAILY BACK WASHING


using Cafiza Machine Cleaner



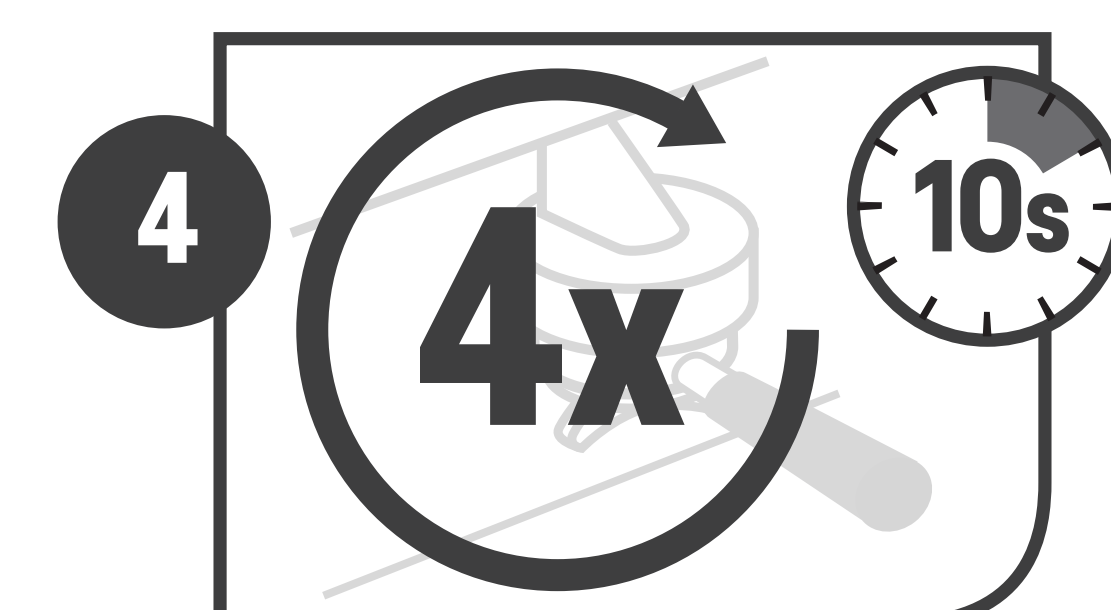
Remove coffee filter from group handle, and replace with "blind" filter or blank basket.




For daily cleaning add 1 level scoop of Cafiza Machine Cleaner into the group handle and insert as if brewing espresso.



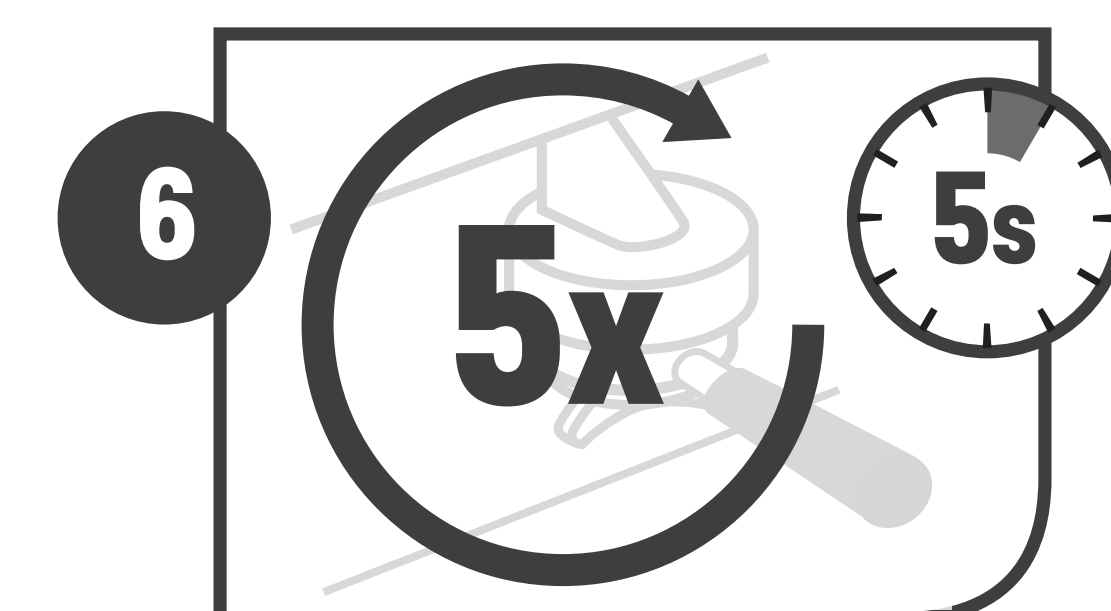
Start cycle and allow to run for 10 seconds to dissolve cleaner.
Stop cycle and allow to sit for 10 seconds.




Start and stop cycle 4 more times – run for 10 seconds, stop for 10 seconds. (Remember not to leave the machine unattended.)




Remove the group handle and rinse well under stream of water from delivery group. Turn off.



Re-insert handle with blind filter, start and stop cycle 5 times – run for 5 seconds, stop for 2 seconds to ensure thorough rinsing.



Remove blind filter & insert regular filter.



Brew and discard a double espresso to re-season machine.

Daily procedure to clean filters and group handles

- Soak group handles and filters in 500ml of hot water with 2 scoops of Evo Espresso Machine Cleaner for 10 minutes.
- Rinse thoroughly in running hot water.

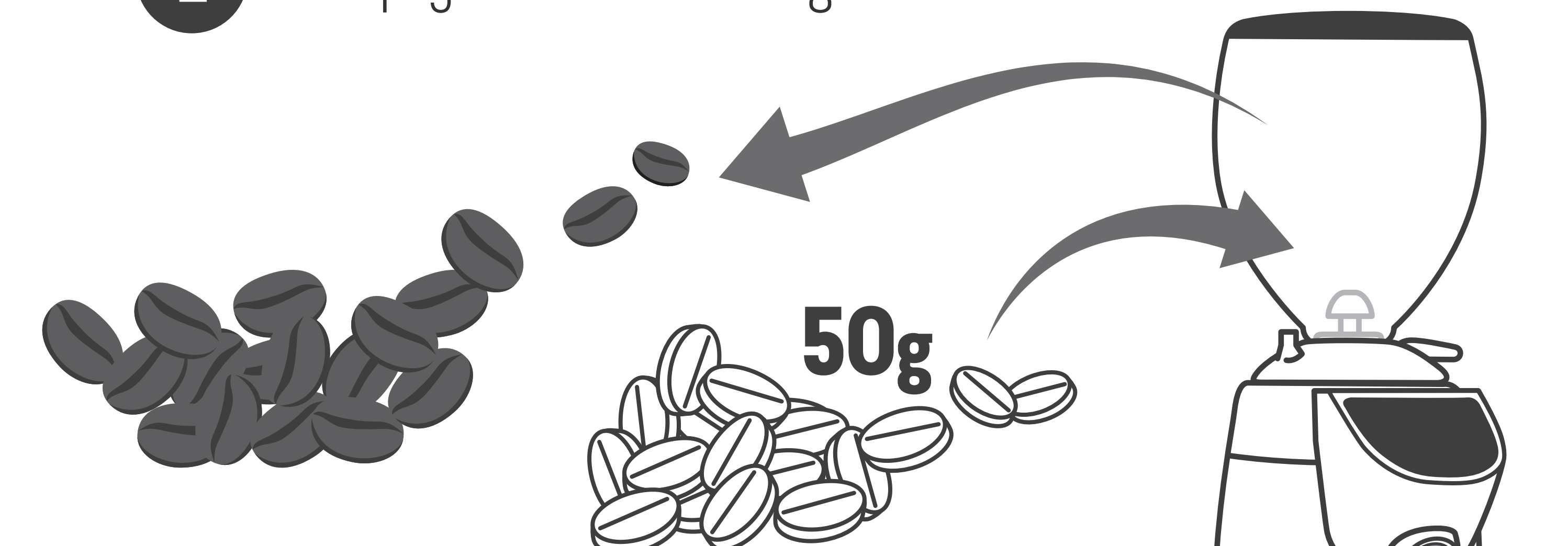


WEEKLY GRINDER CLEANING

using 'Grindz'

1 Use once per week or once per box of coffee.


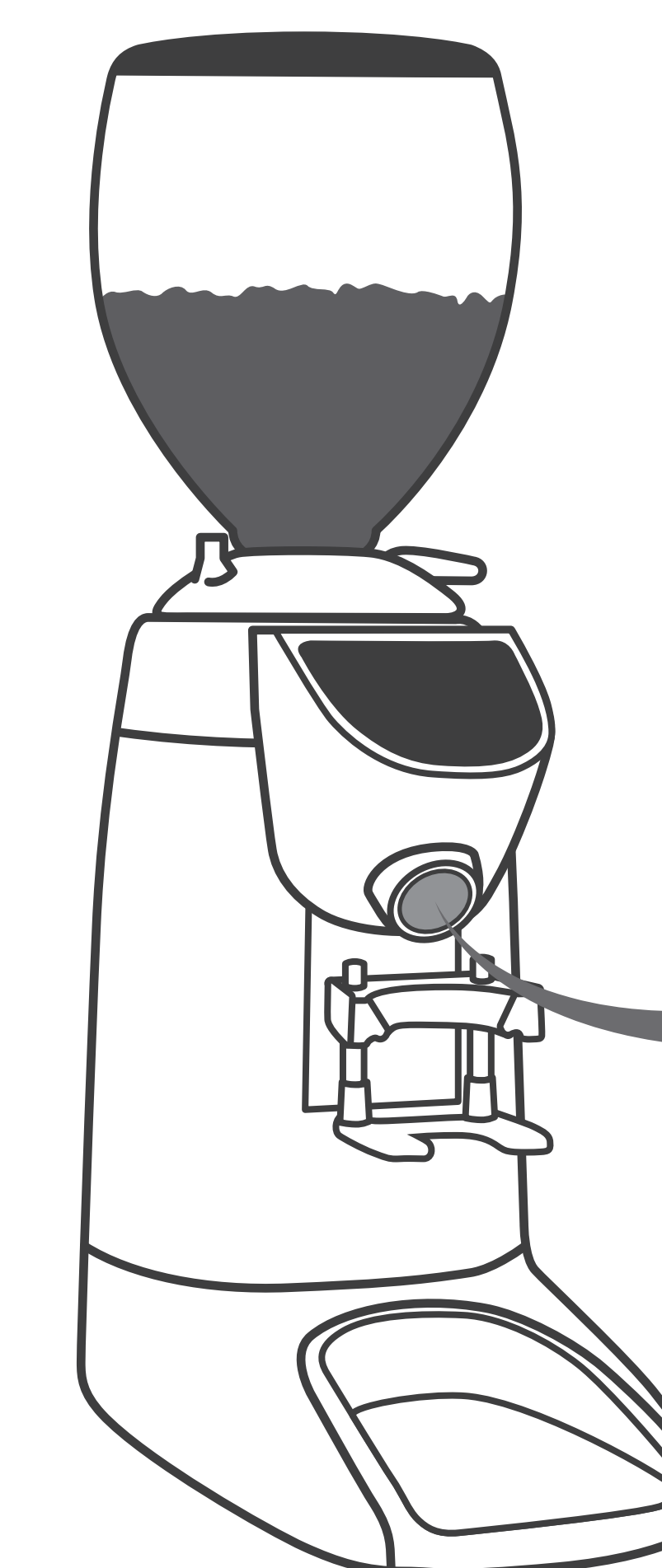
2 Empty all coffee from grinder.




3 Place 50g of 'Grindz' into the grinder. (A heaped cap full)

4 Operate the grinder until all 'Grindz' have gone through.

5 To season the grinder burrs, repeat the above process once with coffee beans, making sure of no 'Grindz' residue.



6 The grinder is now ready for use.



**CLIFTON
COFFEE
ROASTERS**